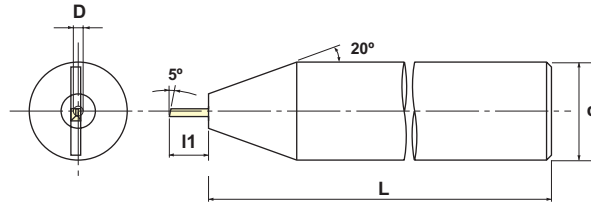



METRIC

Beam End Mill - Nano

MCCB Type

- For Non-steel materials, resin, cemented carbide & hard fragile materials



CATALOG NUMBER	STK	DIMENSIONS			
		D	l1	L	d
MCCB-010	•	0.1	0.15	40	3
MCCB-030	•	0.3	0.6	40	3
MCCB-050	•	0.5	0.95	40	3

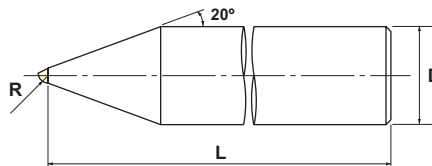

NOTE: Other sizes can be made by special order.

Recommended Cutting Data

Diameter	Materials								
	Hard Fragile Material			Cemented Carbide			Non-Steel Materials (Resin)		
	ap (mm)	n (min ⁻¹)	Vf (mm/min)	ap (mm)	n (min ⁻¹)	Vf (mm/min)	ap (mm)	n (min ⁻¹)	Vf (mm/min)
0.1	0.01	12,000	2	0.002	12,000	2	0.01	High spindle speed where heat is not transferred to work part.	1.0 ~ 30
0.3	0.02	10,000	2	0.002	10,000	2	0.02		1.0 ~ 30
0.5	0.03	10,000	5	0.003	10,000	3	0.03		1.0 ~ 30
1.0	0.05	8,000	5	0.005	8,000	3	0.05		1.0 ~ 30
2.0	0.05	6,000	5	0.005	6,000	3	0.05		1.0 ~ 30

MCB-R Type

- For Non-steel materials, resin, cemented carbide & hard fragile materials



CATALOG NUMBER	STK	DIMENSIONS		
		R	L	D
MCB-R005	•	0.05	40	3
MCB-R010	•	0.1	40	3
MCB-R025	•	0.25	40	3
MCB-R050	•	0.5	40	3

NOTE: Other sizes can be made by special order.

Recommended Cutting Data

Diameter		Materials								
		Hard Fragile Material			Cemented Carbide			Non-Steel Materials (Resin)		
Rad.	Dia.	ap (mm)	n (min ⁻¹)	Vf (mm/min)	ap (mm)	n (min ⁻¹)	Vf (mm/min)	ap (mm)	n (min ⁻¹)	Vf (mm/min)
0.05	0.1	0.005	12,000	2	0.001	12,000	2	0.005	High spindle speed where heat is not transferred to work part.	1.0 ~ 30
0.1	0.2	0.01	12,000	2	0.002	12,000	2	0.01		1.0 ~ 30
0.25	0.5	0.02	10,000	2	0.002	10,000	2	0.02		1.0 ~ 30
0.5	1.0	0.03	10,000	5	0.003	10,000	3	0.03		1.0 ~ 30