



INCH

METRIC

Swing Ball

END MILLS & MODULAR HEADS

SWB Type



Fig. 1

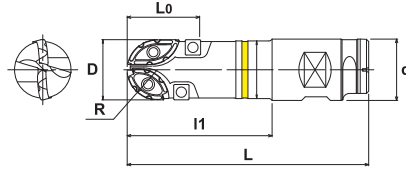


Fig. 2

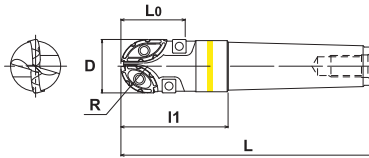
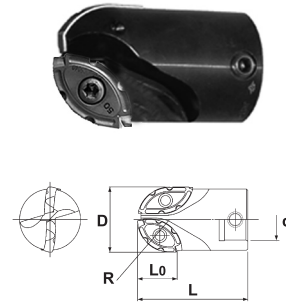


Fig. 3



Specifications - Left Hand

CATALOG NUMBER	STK	DIMENSIONS								FIG.	INSERT	PARTS	
		D	R	L	L0	I1	I3	d	θ			Screw	Wrench
SWBS5060C508L	•	50	25	200	60	120	-	50.8	-	1	SWB250HMN-L (1) SWB250HSN-L (1) IM-SP43GS (2)	HSW-614H (2) EXW-510 (2) Md=M24x3.0	T-30 A-20
SWBM5060C508L	•	50	25	200	60	170	-	50.8	-	1			
SWB-50120L-MT5	•	50	25	256	60	120	-	MT5	-	2			
SWB-50170L-MT5	•	50	25	306	60	170	-	MT5	-	2			

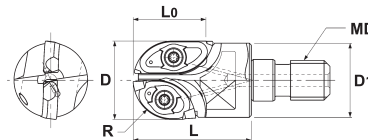
Note: All cutters are supplied without inserts.

Specifications - End Cap

CATALOG NUMBER	STK	DIMENSIONS								FIG.	INSERT	PARTS	
		D	R	L	L0	I1	I3	d	θ			Screw	Wrench
SWB-2200-EC	•	2.0"	1.0"	3.38"	1.18"	-	-	1.25"	-	3	SWB2200HMN (1) SWB2200HSN (1)	HSW-614H ECS-0030	T-30 A-316

Note: All cutters are supplied without inserts.

MSW Type



Specifications - Modular Heads - Inch

CATALOG NUMBER	STK	DIMENSIONS						HEAD TORQUE lbs./ft	INSERT	PARTS	
		D	R	L	L0	D1	MD			Screw	Wrench
MSW-2075-M10	•	.750	.375	1.18	.700	.728	M10	33.9	SWB2075HM (1) SWB2075HS (1)	DSW-307H	T-10SD
MSW-2100-M12	•	1.00	.500	1.38	.860	.940	M12	59	SWB2100HM (1) SWB2100HS (1)	DSW-4085	A-15T
MSW-2125-M16	•	1.25	.625	1.69	1.10	1.14	M16	66.3	SWB2125HM (1) SWB2125HS (1)	DSW-509	A-20

Note: All cutters are supplied without inserts.

Specifications - Modular Heads - Metric

CATALOG NUMBER	STK	DIMENSIONS						HEAD TORQUE Nm	INSERT	PARTS	
		D	R	L	L0	D1	MD			Screw	Wrench
MSW-2018-M10	•	20	10	30	18.5	18.7	M10	46 Nm	SWB220HM (1) SWB220HS (1)	DSW-307H	T-10SD
MSW-2522-M12	•	25	12.5	35	21.9	23.5	M12	80 Nm	SWB225HM (1) SWB225HS (1)	DSW-4085	A-15T
MSW-3025-M16	•	30	15	43	25.9	28.2	M16	90 Nm	SWB230HM (1) SWB230HS (1)	DSW-509	A-20
MSW-3225-M16	•	32	16	43	29.5	29.9	M16	90 Nm	SWB232HM-G (1) SWB232HS-G (1)	TSW-511	A-20

Note: All cutters are supplied without inserts.

May also use inserts for welds or hardened material.