



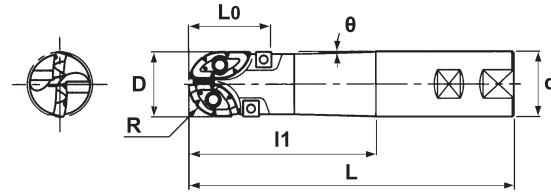
Swing Ball

INCH

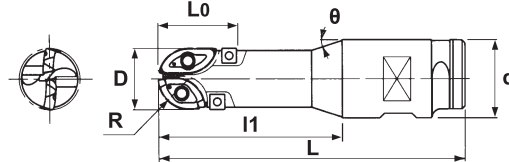
END MILLS SWB Type



Weldon Shank

Fig. 1


Combination Shank

Fig. 2


Specifications - Standard Length of Cut

CATALOG NUMBER	STK	DIMENSIONS						FIG.	θ	INSERT	PARTS	
		D	R	L	L ₀	I ₁	d				Screw	Wrench
SWB-2075-4	•	.750	.375	4.03	1.14	2.00	.750	1	-	SWB2075HM (1) SWB2075HS (1) ZCMT100308R (2)	DSW-307H (2)	T-10SD
SWB-2075-6	•	.750	.375	6.03	1.14	3.75	1.00	1	6°		ESW-206 (2)	T-08SD
SWB-2075-100-8	•	.750	.375	8.00	1.14	5.72	1.00	1	2°			
SWB-2100-100-5	•	1.00	.500	5.00	1.40	2.75	1.00	1	-	SWB2100HM (1) SWB2100HS (1) ZCMT100308R (2)	DSW-4085 (2) ESW-206 (2)	A-15T T-08SD
SWB-2100-100-8	•	1.00	.500	8.00	1.40	3.00	1.00	1	-			
SWB-2100-100-10	•	1.00	.500	10.00	1.40	5.00	1.00	1	-			
SWB-2100-125-6.5	•	1.00	.500	6.50	1.40	4.25	1.25	1	-			
SWB-2100-125-8	•	1.00	.500	8.00	1.40	5.50	1.25	1	7° 30'			
SWB-2125-125-6	•	1.25	.625	6.00	1.67	3.72	1.25	1	-	SWB2125HM (1) SWB2125HS (1) IM-SP32GS (2)	DSW-509 (2) CSW-407 (2)	A-20 T-15
SWB-2125-150-8	•	1.25	.625	8.00	1.67	5.31	1.50	1	2°			
SWB-2125-150-10	•	1.25	.625	10.00	1.67	6.75	1.50	1	1° 30'			
SWB-2150-150-6	•	1.50	.750	6.00	1.97	3.31	1.50	1	-	SWB2150HMN (1) SWB2150HSN (1) IM-SP32GS (2)	TSW-511 (2) CSW-407 (2)	A-20 T-15
SWB-2150-200-8	•	1.50	.750	8.00	1.97	4.75	2.00	1	30°			
SWB-2200-8-PN200	•	2.00	1.00	8.00	2.36	4.00	2.00	2	-	SWB2200HMN (1) SWB2200HSN (1) IM-SP43GS (2)	HSW-614H (2) EXW-510 (2)	T-30 A-20
SWB-2200-10-PN200	•	2.00	1.00	10.00	2.36	6.00	2.00	2	-			
SWB-2200-12-PN200	•	2.00	1.00	12.00	2.36	8.00	2.00	2	-			

Note: All cutters are supplied without inserts.

Specifications - Longer Length of Cut

CATALOG NUMBER	STK	DIMENSIONS						FIG.	θ	INSERT	PARTS	
		D	R	L	L ₀	I ₁	d				Screw	Wrench
SWB4-2200-8-PN200	•	2.00	1.00	8.00	3.15	4.75	2.00 w/ Putnam Lock	2	-	SWB2200HMN (1) SWB2200HSN (1) IM-SP43GS (4)	HSW-614H (2) EXW-510 (4)	T-30 A-20
SWB6-2200-10-PN200	•	2.00	1.00	10.00	3.93	6.75	2.00 w/ Putnam Lock	2	-	SWB2200HMN (1) SWB2200HSN (1) IM-SP43GS (6)	HSW-614H (2) EXW-510 (6)	T-30 A-20
SWB6-2200-12-PN200	•	2.00	1.00	12.00	3.93	8.75	2.00 w/ Putnam Lock	2	-	IM-SP43GS (6)	EXW-510 (6)	A-20

Note: All cutters are supplied without inserts.

May also use inserts for welds or hardened material.



INCH

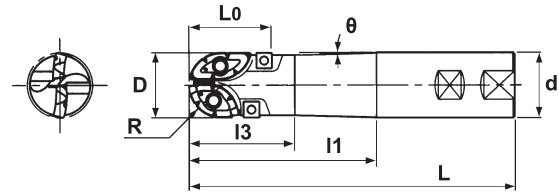
METRIC

Swing Ball

END MILLS
SWB Type

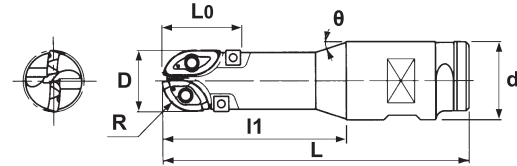
Weldon Shank

Fig. 1



Combination Shank

Fig. 2



Specifications - Standard Length of Cut

CATALOG NUMBER	STK	DIMENSIONS								FIG.	INSERT	PARTS	
		D	R	L	L0	I1	I3	d	θ			Screw	Wrench
SWB-220-100-4	•	20	10	4.0"	1.18"	1.72"	40	1.00"	30°	1	SWB220HM (1)	DSW-307H (2) ESW-206 (2)	T-10SD
SWB-220-100-6	•	20	10	6.0"	1.18"	2.0"	40	1.00"	15°	1	SWB220HS (1)		T-08SD
SWB-220-100-8	•	20	10	8.0"	1.18"	4.0"	40	1.00"	2°39'	1	ZCMT100308R (2)		
SWB-230-125-6	•	30	15	6.0"	1.62"	3.50"	83	1.25"	15°	1	SWB230HM (1)	DSW-509 (2) CSW-407 (2)	A-20
SWB-230-125-8	•	30	15	8.0"	1.62"	4.0"	62	1.25"	1°30'	1	SWB230HS (1)		T-15
SWB-230-8-PN200	•	30	15	8.0"	1.62"	4.0"	62	2.0"	15°	2	IM-SP32GS (2)		
SWBSS4050C508	•	40	20	160	50	80	60	2.0"	18°	2	SWB240HMN (1) SWB240HSN (1) SPGA090304 (2)	TSW-612 (2) ESW-406 (2)	T-25 T-15
SWBS4050C508	•	40	20	200	50	120	100	2.0"	18°	2			
SWBMS4050C508	•	40	20	220	50	140	120	2.0"	18°	2			
SWBM4050C508	•	40	20	250	50	170	150	2.0"	18°	2			
SWBL4050C508	•	40	20	300	50	220	170	2.0"	6°	2			
SWBE4050C508	•	40	20	350	50	270	170	2.0"	3°	2			
SWBSS5060C508	•	50	25	160	60	80	-	2.0"	-	2	SWB250HMN-N (1) SWB250HSN-N (1) IM-SP43GS (2)	HSW-614H (2) EXW-510 (2)	T-30 A-20
SWBS5060C508	•	50	25	200	60	120	-	2.0"	-	2			
SWBMS5060C508	•	50	25	220	60	140	-	2.0"	-	2			
SWBM5060C508	•	50	25	250	60	170	-	2.0"	-	2			
SWBL5060C508	•	50	25	300	60	220	-	2.0"	-	2			
SWBE5060C508	•	50	25	350	60	270	-	2.0"	-	2			

Note: All cutters are supplied without inserts.

Specifications - Longer Length of Cut

CATALOG NUMBER	STK	DIMENSIONS								FIG.	INSERT	PARTS	
		D	R	L	L0	I1	I3	d	θ			Screw	Wrench
SWB4-250-8-PN200	•	50	25	8.0"	3.15"	4.75"	-	2.0"	-	2	SWB250HMN-N (1) SWB250HSN-N (1) IM-SP43GS (4)	HSW-614H (2) EXW-510 (4)	T-30 A-20
SWB6-250-10-PN200	•	50	25	10.0"	3.93"	6.75"	-	2.0"	-	2	SWB250HMN-N (1) SWB250HSN-N (1) IM-SP43GS (6)		
SWBS5080C508	•	50	25	200	80	120	-	2.0"	-	2	SWB250HMN-N (1)	HSW-614H (2) EXW-510 (4)	
SWBM5080C508	•	50	25	250	80	170	-	2.0"	-	2	SWB250HSN-N (1)		
SWBL5080C508	•	50	25	300	80	220	-	2.0"	-	2	IM-SP43GS (4)		

Note: All cutters are supplied without inserts.

May also use inserts for welds or hardened material.