



Super End-Chipper

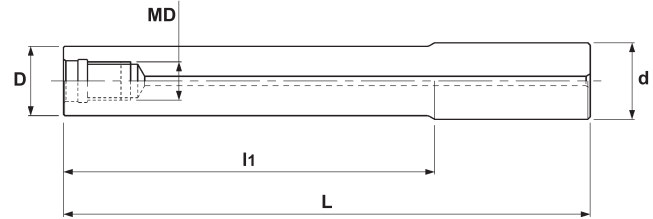

INCH

METRIC

MODULAR HEAD HOLDER

(carbide with coolant hole)

MSN Type



Specifications - Inch

CATALOG NUMBER	STK	DIMENSIONS					APPLICABLE HOLDERS
		D	l1	L	d	MD	
MSN-M8-2.0-S062C	•	.591	2.00	5.00	.625	M8	MEC-2062-M8, MEC-2016-M8
MSN-M8-4.0-S062C	•	.591	4.00	7.00	.625	M8	
MSN-M8-6.0-S062C	•	.591	6.00	9.00	.625	M8	
MSN-M10-2.0-S075C	•	.728	2.00	5.00	.750	M10	MEC-2075-M10, MEC-2020-M10, MEC-2021-M10
MSN-M10-4.0-S075C	•	.728	4.00	7.00	.750	M10	
MSN-M10-6.0-S075C	•	.728	6.00	9.00	.750	M10	
MSN-M12-2.0-S100C	•	.945	2.00	5.00	1.00	M12	MEC-2100-M12, MEC-2025-M12, MEC-2026-M12
MSN-M12-4.0-S100C	•	.945	4.00	7.00	1.00	M12	
MSN-M12-6.0-S100C	•	.945	6.00	9.00	1.00	M12	
MSN-M12-8.0-S100C	•	.945	8.00	11.00	1.00	M12	
MSN-M16-2.0-S125C	•	1.14	2.00	5.00	1.25	M16	MEC-2125-M16, MEC-2030-M16, MEC-2032-M16, MEC-2033-M16
MSN-M16-4.0-S125C	•	1.14	4.00	7.00	1.25	M16	
MSN-M16-6.0-S125C	•	1.14	6.00	9.00	1.25	M16	
MSN-M16-8.0-S125C	•	1.14	8.00	11.00	1.25	M16	

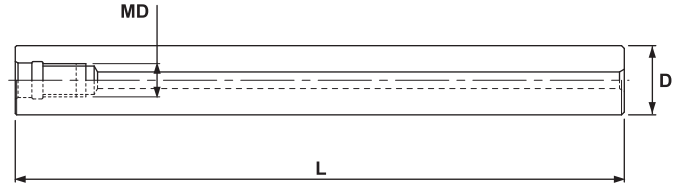
Specifications - Metric

CATALOG NUMBER	STK	DIMENSIONS					APPLICABLE HOLDERS
		D	l1	L	d	MD	
MSN-M8-20-S16C	•	15.5	20	75	16	M8	MEC-2062-M8, MEC-2016-M8
MSN-M8-40-S16C	•	15.5	40	95	16	M8	
MSN-M8-80-S16C	•	15.5	80	135	16	M8	
MSN-M8-120-S16C	•	15.5	120	175	16	M8	
MSN-M10-20-S20C	•	19.5	20	80	20	M10	MEC-2075-M10, MEC-2020-M10, MEC-2021-M10
MSN-M10-40-S20C	•	19.5	40	100	20	M10	
MSN-M10-90-S20C	•	19.5	90	150	20	M10	
MSN-M10-140-S20C	•	19.5	140	200	20	M10	
MSN-M12-25-S25C	•	24	25	90	25	M12	MEC-2100-M12, MEC-2025-M12, MEC-2026-M12
MSN-M12-55-S25C	•	24	55	120	25	M12	
MSN-M12-105-S25C	•	24	105	170	25	M12	
MSN-M12-155-S25C	•	24	155	220	25	M12	
MSN-M16-25-S32C	•	29	25	90	32	M16	MEC-2125-M16, MEC-2030-M16, MEC-2032-M16, MEC-2033-M16
MSN-M16-55-S32C	•	29	55	120	32	M16	
MSN-M16-105-S32C	•	29	105	170	32	M16	
MSN-M16-155-S32C	•	29	155	220	32	M16	
MSN-M16-195-S32C	•	29	195	260	32	M16	

**METRIC**

Super End-Chipper

MODULAR HEAD HOLDER

*(carbide with coolant hole)***MSN Type - Straight**

Specifications

CATALOG NUMBER	STK	DIMENSIONS			APPLICABLE HOLDERS
		D	L	MD	
MSN-M8-97S-S15C	•	15	97	M8	MEC-2062-M8, MEC-2016-M8
MSN-M8-147S-S15C	•	15	147	M8	
MSN-M8-107S-S16C	•	16	107	M8	
MSN-M8-157S-S16C	•	16	157	M8	
MSN-M10-130S-S18C	•	18	130	M10	MEC-2075-M10, MEC-2020-M10, MEC-2021-M10
MSN-M10-190S-S18C	•	18	190	M10	
MSN-M10-130S-S20C	•	20	130	M10	
MSN-M10-190S-S20C	•	20	190	M10	
MSN-M10-250S-S20C	•	20	250	M10	
MSN-M12-185S-S23C	•	23	185	M12	MEC-2100-M12, MEC-2025-M12, MEC-2026-M12
MSN-M12-265S-S23C	•	23	265	M12	
MSN-M12-145S-S25C	•	25	145	M12	
MSN-M12-215S-S25C	•	25	215	M12	
MSN-M12-285S-S25C	•	25	285	M12	
MSN-M16-160S-S28C	•	28	160	M16	MEC-2125-M16, MEC-2030-M16, MEC-2032-M16, MEC-2033-M16
MSN-M16-230S-S28C	•	28	230	M16	
MSN-M16-310S-S28C	•	28	310	M16	
MSN-M16-157S-S32C	•	32	157	M16	
MSN-M16-217S-S32C	•	32	217	M16	
MSN-M16-287S-S32C	•	32	287	M16	
MSN-M16-357S-S32C	•	32	357	M16	

NOTES ON MOUNTING HEADS:

Clean the contact surface of head and carbide holder. After tightening, confirm that there is no gap between head and holder.